





Esperanza Rising - Storyboard Chapter 2

Name: Maddox Breeden

Directions:

1. Download this page to Notability and when complete, submit this page to Google Classroom.
2. Complete the Storyboard below by drawing pictures of the four main ideas/events from chapter 2. Use color and detail.
3. Below each picture, write one complete sentence explaining the photo above it.

Storyboard:

| | |
|--|--|
| <p>1.</p>  | <p>2.</p>  |
| <p>Explain: She wakes up after dreaming about her papa.</p> | <p>Explain: Senor Rodriguez brings Esperanza's Papayas.</p> |
| <p>3.</p>  | <p>4.</p>  |
| <p>Explain: Tio Luis owns the land now</p> | <p>Explain: Esperanza holding her porcelain doll at the end.</p> |

| | |
|--|--|
| | |
|--|--|